

# ISUZU GIGA FTR



**4 SILINDER  
MESINNYA  
OPTIMAL  
TENAGANYA**



MESIN 4HK1-TCC  
4-CYLINDER • 189PS • HEAVY DUTY COMMONRAIL



KABIN DILENGKAPI DENGAN LIGHTER



KABIN DENGAN JOK BARU YANG ELEBAN

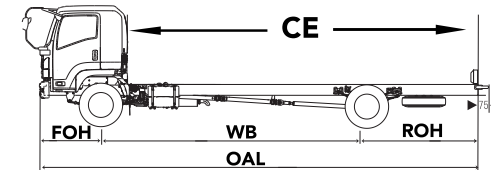
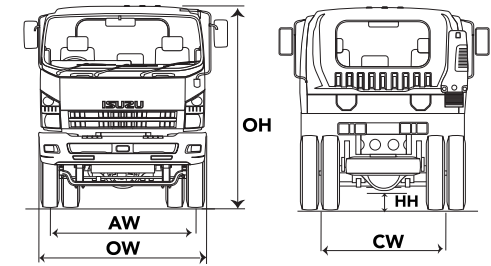
**REAL PARTNER. REAL JOURNEY.**

# SPESIFIKASI TEKNIS

		FTR 90 S	FTR 90 T
<b>DIMENSI / DIMENSION</b>			
Panjang / Overall Length (OAL)	mm	10,005	10,800
Lebar / Overall Width (OW)	mm	2,400	2,400
Tinggi / Overall Height (OH)	mm	2,720	2,720
Jarak Sumbu / Wheelbase (WB)	mm	6,050	6,500
Julur Depan / Front Over Hang (FOH)	mm	1,440	1,440
Julur Belakang / Rear Over Hang (ROH)	mm	2,515	2,860
Jarak Kabin ke Rangka Paling Belakang / Cabin to End [CE]	mm	7,940	8,790
Jarak Terendah Ke Tanah / Minimum Clearance (HH)	mm	245	245
Jejak Depan / Front Tread (AW)	mm	1,990	1,990
Jejak Belakang / Rear Tread (CW)	mm	1,790	1,790
<b>MESIN / ENGINE</b>			
Model / Model		4 HK1-TCS	
Type / Type		In-line 4 Cylinders, OHC Direct Injection Diesel	
Diameter x Langkah / Bore x Stroke	mm	115 X 125	
Isi Silinder / Piston Displacement	cc	5,193	
Tenaga Maksimum / Maximum Power	PS/rpm	210 / 2,600	
Torsi Maksimum / Maximum Torque	Kgm/rpm	65 / 1,600 – 2,600	
Sistem Suplai Bahan Bakar / Fuel Supply System		Heavy Duty Commonrail	
<b>BERAT / WEIGHT</b>			
Berat Kendaraan / Vehicle Mass	Kg	4,369	4,510
Berat Total Kendaraan / Gross Combination Weight (GCW)	Kg	14,000	14,000
<b>REM/BRAKE</b>			
Kontrol Rem / Brake Control		Air Over Hydraulic	Air Over Hydraulic
<b>KAPASITAS GARDAN / AXLE CAPACITY</b>			
Depan / Front	Kg	5,550	5,550
Belakang / Rear	Kg	8,450	8,450
<b>TRANSMISI / TRANSMISSION</b>			
Model / Model		MZW6P	MZW6P
Perbandingan Gigi / Gear Ratio		1st 6.615 2nd 4.095 3th 2.358 4th 1.531 5th 1.000	6th 0.722
	Rev	6.615	6.615
Perbandingan Gigi Terakhir / Final Gear Ratio		6.500	6.500
<b>BAN / TYRE</b>			
Ban Depan / Front Tyre		9.00-20-14PR [Miller]	9.00-20-14PR [Miller]
Ban Belakang / Rear Tyre		9.00-20-14PR [Miller]	9.00-20-14PR [Miller]
<b>SUSPENSİ / SUSPENSION</b>			
Depan / Front		Multi Leaf	Multi Leaf
Belakang / Rear		Multi Leaf	Multi Leaf
<b>LAIN-LAIN / OTHERS</b>			
Kapasitas Tangki / Fuel Tank Capacity	Ltr	200	200
Radius Putar / Minimum Turning Radius	m	10,3	10,3
Daya Tanjak / Maximum Grade Ability	%	35	35
Alternator	V-A	24 - 50	24 - 50
Aki / Accu	V-Ah	12 - 65 x 2	12 - 65 x 2
Kecepatan Maksimum / Maximum Speed		107	107
Kabin / Cabin		Wide-5 (With Space Bed)	Wide-5 (With Space Bed)
Tilt & Telescopic Steering		Yes	Yes
Kamera Mundur / Reverse Parking Camera		Yes	Yes
Radio/CD/MP3		Yes	Yes


\* Untuk meningkatkan mutu dan penyesuaian dengan pengembangan teknologi, aplikasi sewaktu-waktu dapat berubah tanpa pemberitahuan \*\* Ilustrasi merupakan contoh sebagian aplikasi dilapangan

## DIMENSI

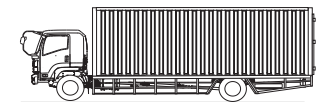


## CONTOH APLIKASI

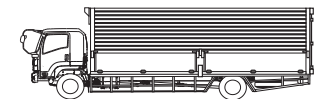
### ■ ANGKUTAN MOTOR



### ■ STEEL / ALUMINIUM BOX



### ■ WING BOX



### ■ REFRIGERATOR BOX

