


ISUZU GIGA FRR



VOLUME BESAR HEMAT SOLAR



TRANSMISI MZZ6W



AOH BRAKE SYSTEM



MESIN 4HK1-TCC
4-CYLINDER • 180PS • HEAVY DUTY COMMONRAIL



KABIN DILENGKAPI DENGAN LIGHTER



KABIN DENGAN JOK BARU YANG ELEGAN

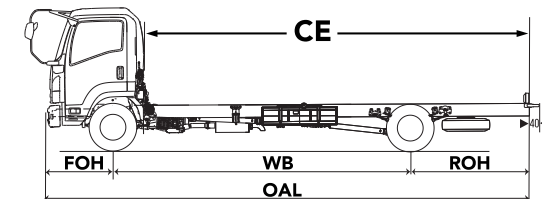
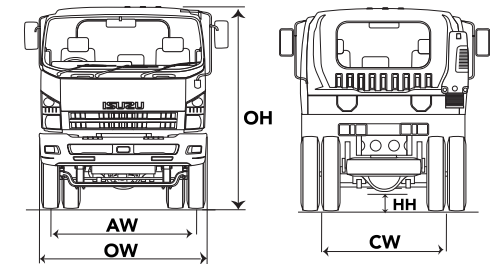
REAL PARTNER. REAL JOURNEY.

SPESIFIKASI TEKNIS

		FRR 90 Q					
DIMENSI / DIMENSION							
Panjang / Overall Length (OA)	mm	8,625					
Lebar / Overall Width (OW)	mm	2,200					
Tinggi / Overall Height (OH)	mm	2,550					
Jarak Sumbu / Wheelbase (WB)	mm	5,320					
Julur Depan / Front Over Hang (FOH)	mm	1,170					
Julur Belakang / Rear Over Hang (ROH)	mm	2,135					
Jarak Kabin ke Rangka Paling Belakang / Cabin to End [CE]	mm	6,900					
Jarak Terendah Ke Tanah / Minimum Clearance (HH)	mm	190					
Jejak Depan / Front Tread (AW)	mm	1,790					
Jejak Belakang / Rear Tread (CW)	mm	1,660					
MESIN / ENGINE							
Model / Model		4 HK1-TCC					
Tipe / Type		In-line 4 Cylinders, OHC Direct Injection Diesel					
Diameter x Langkah / Bore x Stroke	mm	115 X 125					
Isi Silinder / Piston Displacement	cc	5,193					
Tenaga Maksimum / Maximum Power	PS/rpm	190 / 2,600					
Torsi Maksimum / Maximum Torque	Kgm/rpm	52 / 1,600 – 2,600					
Sistem Suplai Bahan Bakar / Fuel Supply System		Heavy Duty Commonrail					
BERAT / WEIGHT							
Berat Kendaraan / Vehicle Mass	Kg	3,225					
Berat Total Kendaraan / Gross Combination Weight (GCW)	Kg	10,000					
REM / BRAKE							
Kontrol Rem / Brake Control		Air Over Hydraulic					
KAPASITAS GARDAN / AXLE CAPACITY							
Depan / Front	Kg	3,200					
Belakang / Rear	Kg	6,800					
TRANSMISI / TRANSMISSION							
Model / Model		MZZ6W					
Perbandingan Gigi / Gear Ratio		1st 6.369	2nd 3.767	3th 2.385	4th 1.442	5th 1.000	6th 0.720
Perbandingan Gigi Terakhir / Final Gear Ratio	Rev	5,571					
BAN / TYRE							
Ban Depan / Front Tyre		8.25-16-14PR [Miller]					
Ban Belakang / Rear Tyre		8.25-16-14PR [Miller]					
SUSPENSI / SUSPENSION							
Depan / Front		Multileaf					
Belakang / Rear		Multileaf					
LAIN-LAIN / OTHERS							
Kapasitas Tangki / Fuel Tank Capacity	Ltr	200					
Daya Tanjak / Maximum Grade Ability	%	8					
Alternator	V-A	24-50					
Aki / Accu	V-Ah	12 - 65 x 2					
Kecepatan Maksimum / Maximum Speed		103					
Kabin / Cabin		Std 4 [No Bed Space]					
Tilt & Telescopic Steering		Yes					
Kamera Mundur / Reverse Parking Camera		Yes					
Radio/CD/MP3		Yes					

* Untuk meningkatkan mutu dan penyesuaian dengan pengembangan teknologi, aplikasi sewaktu-waktu dapat berubah tanpa pemberitahuan ** Ilustrasi merupakan contoh sebagian aplikasi dilapangan

DIMENSI



CONTOH APLIKASI

